

Submittal Data

TZHVLE3021JA / TZPLV302PA



30,000 BTU - Single Zone Peak Heat Air Handler Heat Pump System

Job Name:	Location:
Purchaser:	P.O. Number:
Engineer:	Architect:
Submitted to:	Date:
Submitted By:	For: <input type="checkbox"/> Reference <input type="checkbox"/> Approval <input type="checkbox"/> Construction



Standard Features:

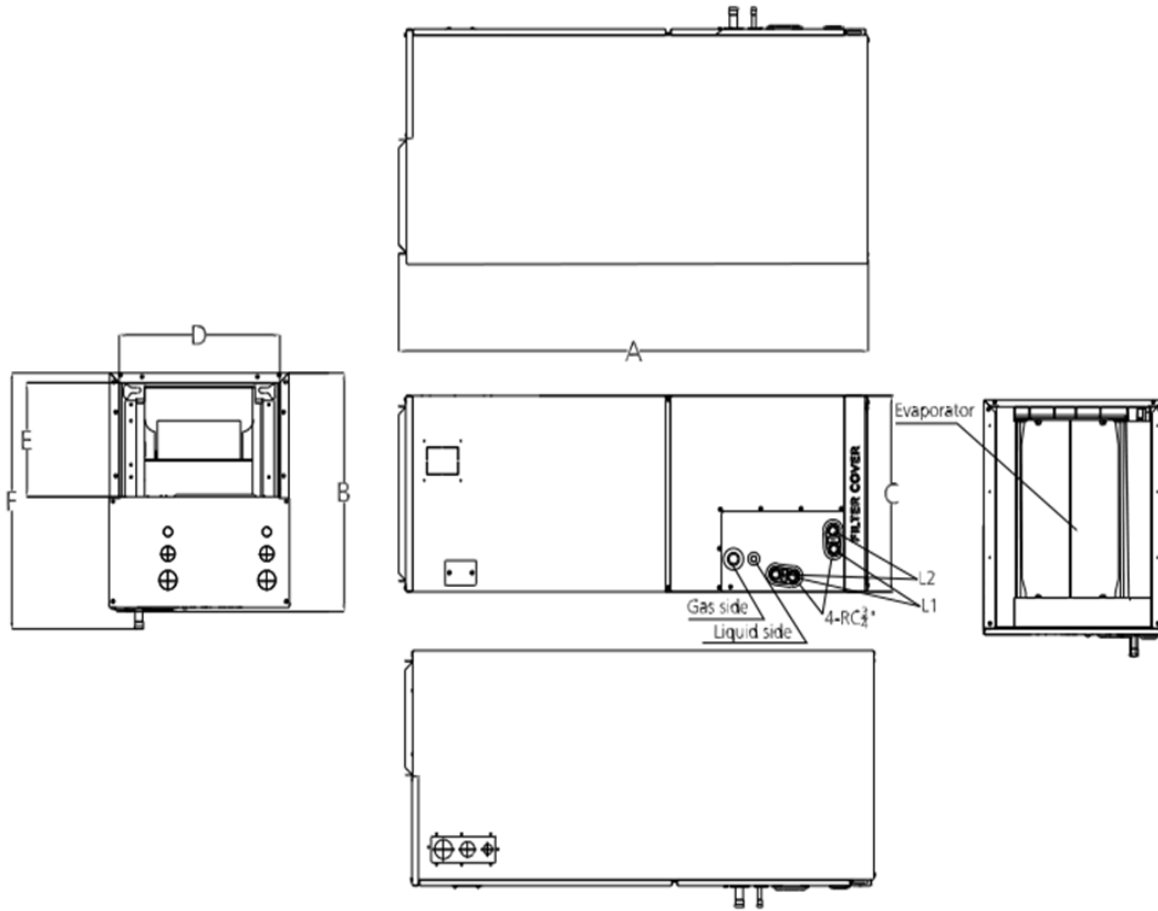
- 5 year parts/ 10 year compressor warranty
- Approx. 100% Heating at 5 degrees
- Outdoor Unit can be paired with existing AHU/ Furnace-Coil
- TZ AHU can be paired with existing outdoor unit
- Computational Constant Airflow blower to ensure optimized airflow delivery.
- System compatible with TZ Communicating Wall Control & 24 V Thermostat
- UL Rated – US and Canada



System Specifications:	
Rated BTU	30,000
Voltage / Frequency / Phase	208/230 / 60 / 1
Minimum Circuit Ampacity	23 Amps
Max Fuse	35 Amps
BTU/h (Cooling)	30,000
BTU/h (Heating @5°)	24,000
SEER2	16.2
EER2	10
Outdoor Design Temperature (Cooling/Heating)	5~122 / -22~75
Maximum Vertical Height	82 ft.
Maximum Distance (indoor to outdoor)	164 ft.
Communication protocol between IDU & ODU	RS485+24V

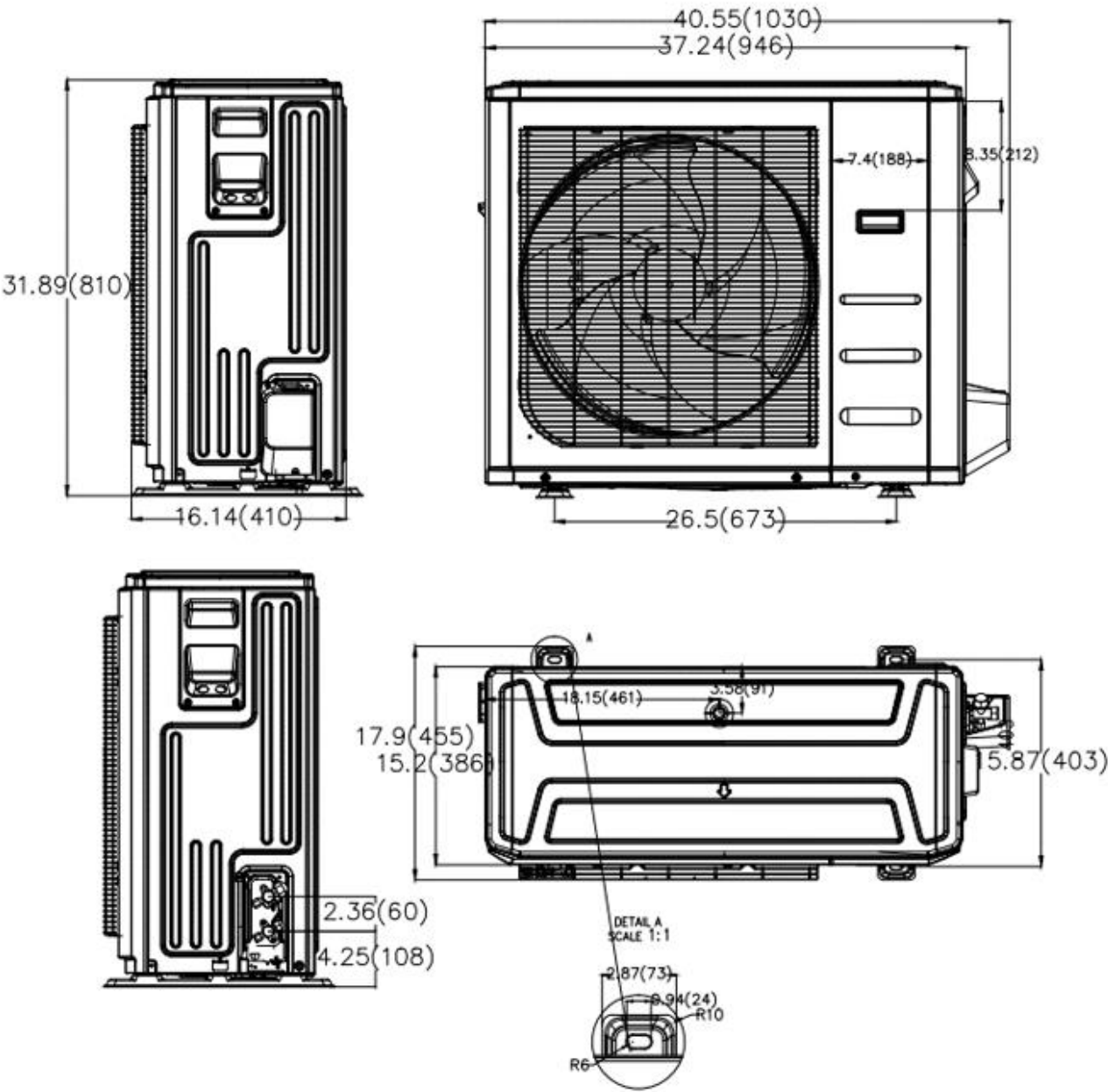
INDOOR UNIT	
Dimensions (approx.) W / D / H (in)	21.02x21.02x49.02
External Static Pressure Range (ESP) In wc	0-0.80
Sound Power Level Db(A), H / M / L	42/40.5/36.5
Air Circulation (CFM), H / M / L	1088.24/894.12/805.88
Net/Gross weight	129.19/155.64
IDU Liquid Line (O.D)	3/8"
IDU Suction Line (O.D)	3/4"
Metering Method	EEV for cooling
OUTDOOR UNIT	
Dimensions (approx.) W / D / H	37.24x16.14x31.89
Sound Power Level Db(A)	60.5
Net/Gross weight	159.83/169.75
ODU Liquid Line (O.D.)	3/8"
ODU Suction Line (O.D.)	3/4"
Metering Method	EEV for heating
Air Circulation (CFM)	3000
Refrigerant Precharge	25 ft
Additional Charge for each ft over 25ft	0.69 oz/ft
Compressor Type	Rotary

Indoor Unit Dimensions:



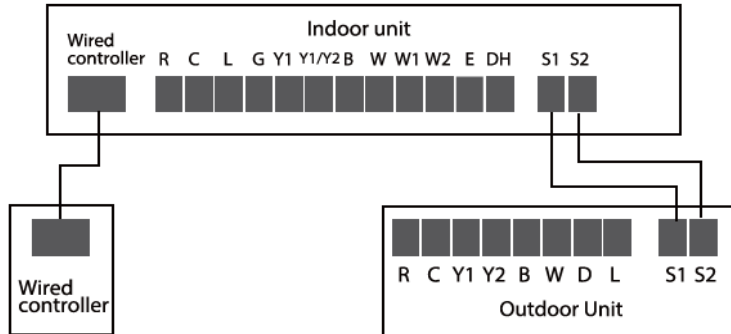
Model	Unit	Dimensions(mm)						Drain hole	
		A	B	C	D	E	F	L1	L2
18k~24k	mm	1143	534	445	400	260	585	Main drain	Overflow drain
	inch	45	21	17-1/2	15-3/4	10-1/4	23		
30k-48k	mm	1245	534	534	490	260	585		
	inch	49	21	21	19-5/16	10-1/4	23		
60k	mm	1346	534	622	580	260	585		
	inch	53	21	24-1/2	22-7/8	10-1/4	23		

Outdoor Unit Dimensions:



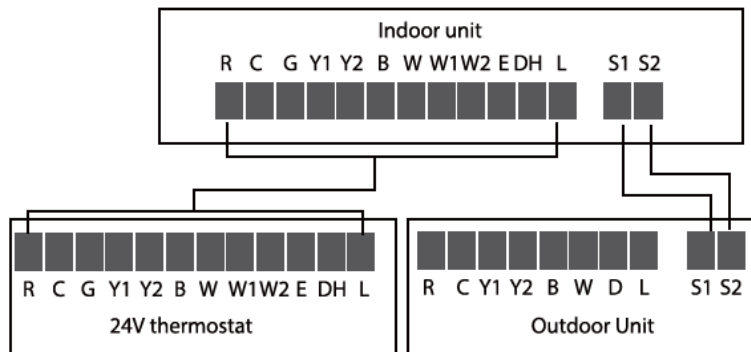
Connection method A:

This is the preferred method of control with the communicating control, THERMAL ZONE indoor and outdoor unit. Refer to the wiring method of internal and external machine communication and wired controller as follows:



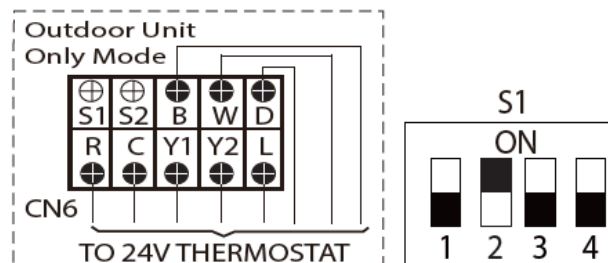
Connection method B:

To use a 24V thermostat, you need to refer to the following wiring:



Connection Method C:

24V communication



24V must never be connected to S1 - S2. All wiring must be in compliance with the above scenarios. Incorrect wiring will cause irreversible damage to control.

WARRANTY

International Refrigeration Products warrants the accompanying split air conditioner or heat pump system to be free of defects in material and workmanship for the applications specified in the operation manual and installation manual for a period of five (5) years on parts and ten (10) years on compressor, valid from the date of original retail purchase in the United States or Canada.

This warranty applies for residential applications only.

Labor or shipping is not covered under this warranty.

If the unit exhibits a defect in normal use and is determined to be within the warranty period, International Refrigeration Products will, at its option, either repair or replace the unit free of charge within a reasonable time after the unit is returned.

This warranty does not cover:

- Damage, accidental or otherwise, to the unit while in possession of the consumer
- that is not a result of a defect in material in workmanship.
- Damage caused by consumer misuse, tampering, or failure to follow all care and maintenance instructions in the manuals.
- Damage to the finish of the case or other parts caused by water.
- Damage caused by repairs or alterations to the unit by anyone other than a qualified technician.
- Filter.
- Freight and Insurance cost for the warranty service.

A Warranty card must be completed and sent in to activate the warranty for the accompanying unit. Warranty may also be activated via the website www.irpsales.com.

1035 Wheeler Way
Langhorne, PA 19047
Service - Tel: 215-750-9876 Fax: 215-750-1169
www.irpsales.com